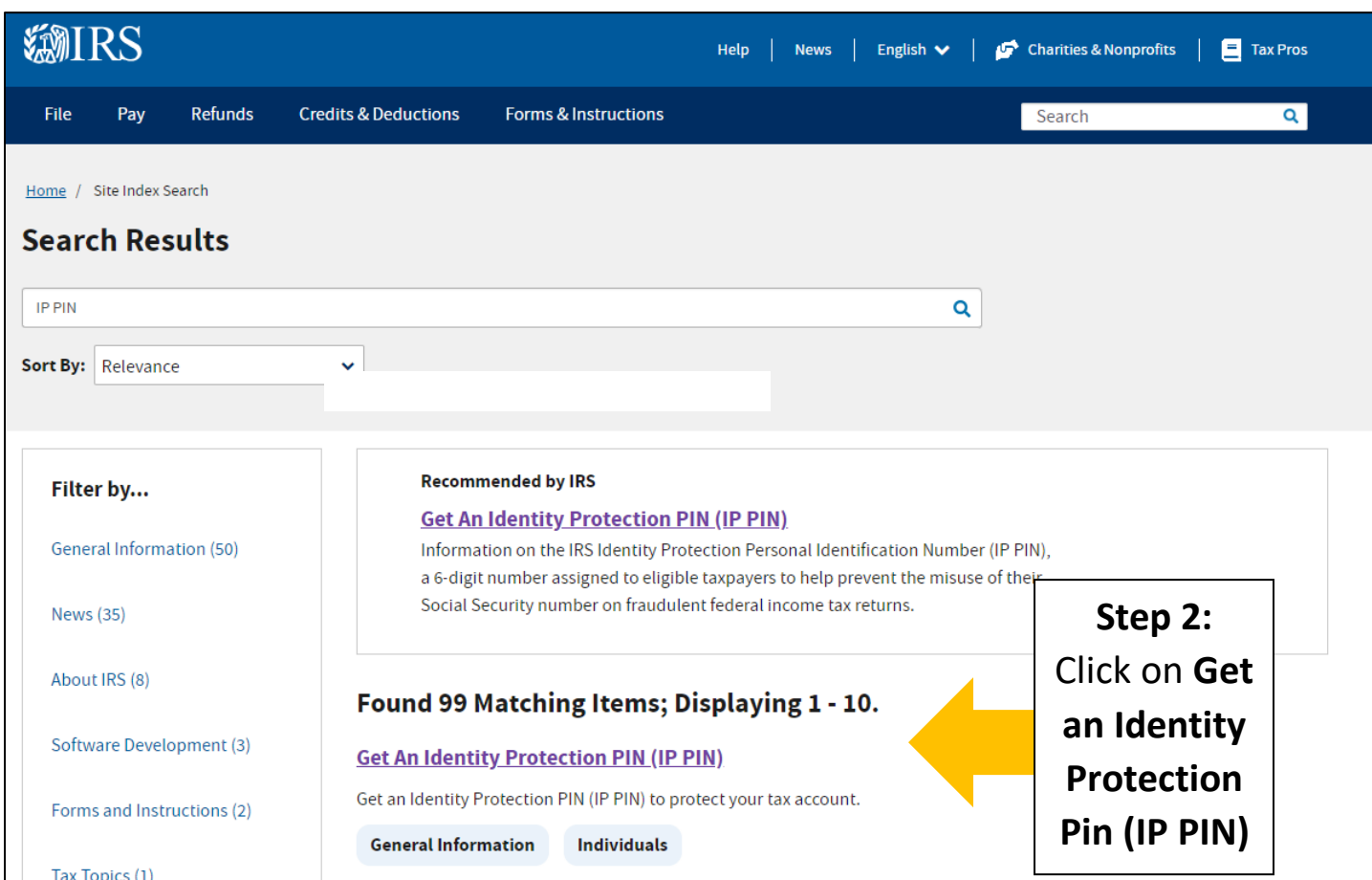
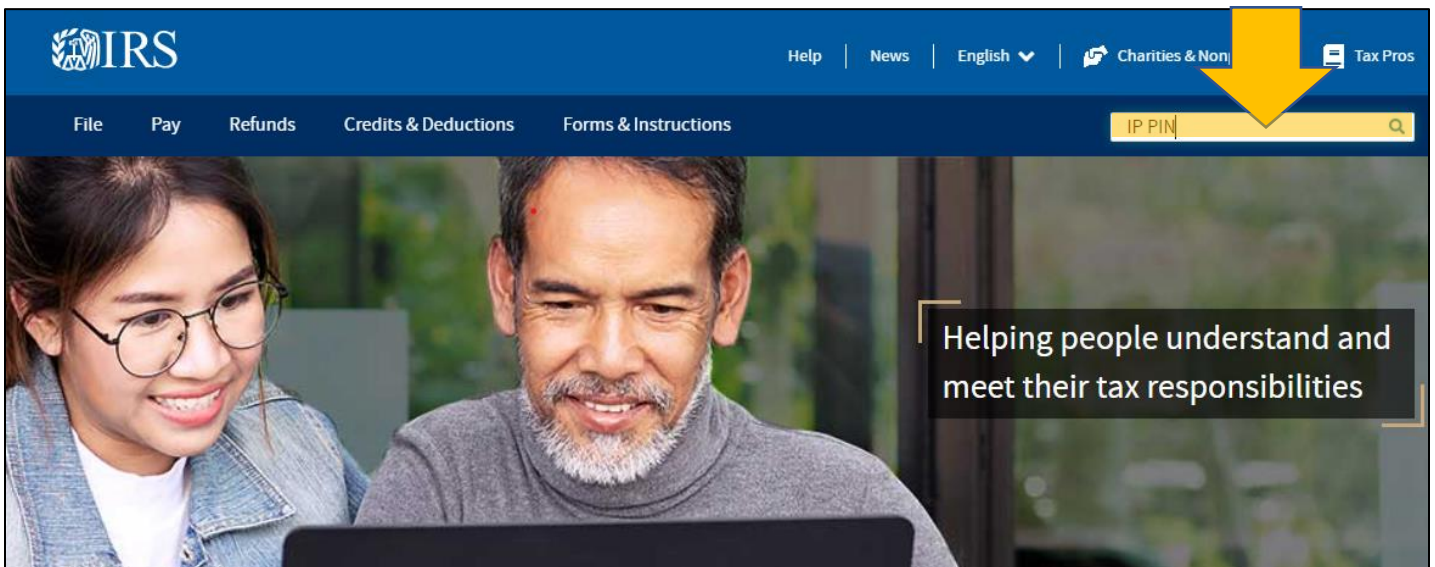


Prior to retrieving your IP PIN from the IRS, you will need to [create an IRS account through ID.Me.](#)

**Step 1:** After successfully creating an ID.me account through the IRS, go to the [IRS website](#) and in the search bar tool, type in **IP PIN**



## How to get an IP PIN

- The fastest way to receive an IP PIN is to request one through [your online account](#). If you don't already have an account on IRS.gov, you must register to validate your identity.
- Spouses and dependents are eligible for an IP PIN if they can pass the identity verification process.
- Once you have opted in and obtained an IP PIN online, you will need to retrieve your IP PIN online each calendar year as a CP01A Notice will not be mailed.
- The IP PIN is generally available in your online account starting in mid-January through mid-November. Select the button to get started.

[Get an IP PIN](#)

**Step 3: Click on  
Get an IP-PIN**

## Sign In or Create a New Account

### **i** You only need one ID.me account

If you already have an account, don't create a new one. You can use the same ID.me account to sign in to different IRS online services.

IRS now offers a sign-in option with ID.me, which offers access to IRS online services with a secure account that protects your privacy.

ID.me is an account created, maintained, and secured by a technology provider.

If you don't have an ID.me account, you must create a new account.

### Sign in with an existing account

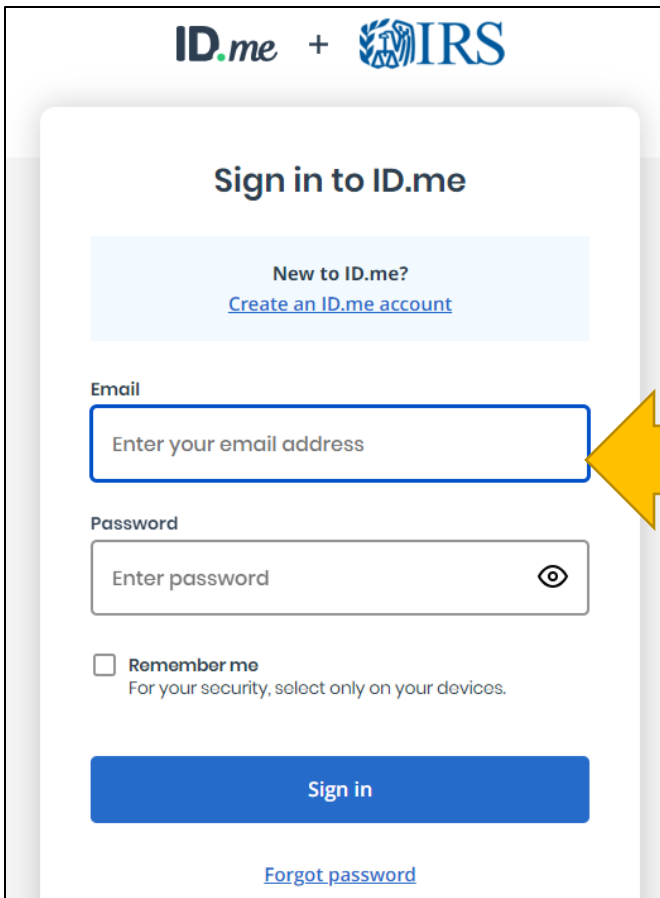
Sign in with **ID.me**

OR

### Create a new account

**ID.me** Create an account

**Step 4: Click on  
sign-in with an  
existing account**




**ID.me + IRS**

## Sign in to ID.me

New to ID.me?  
[Create an ID.me account](#)

Email

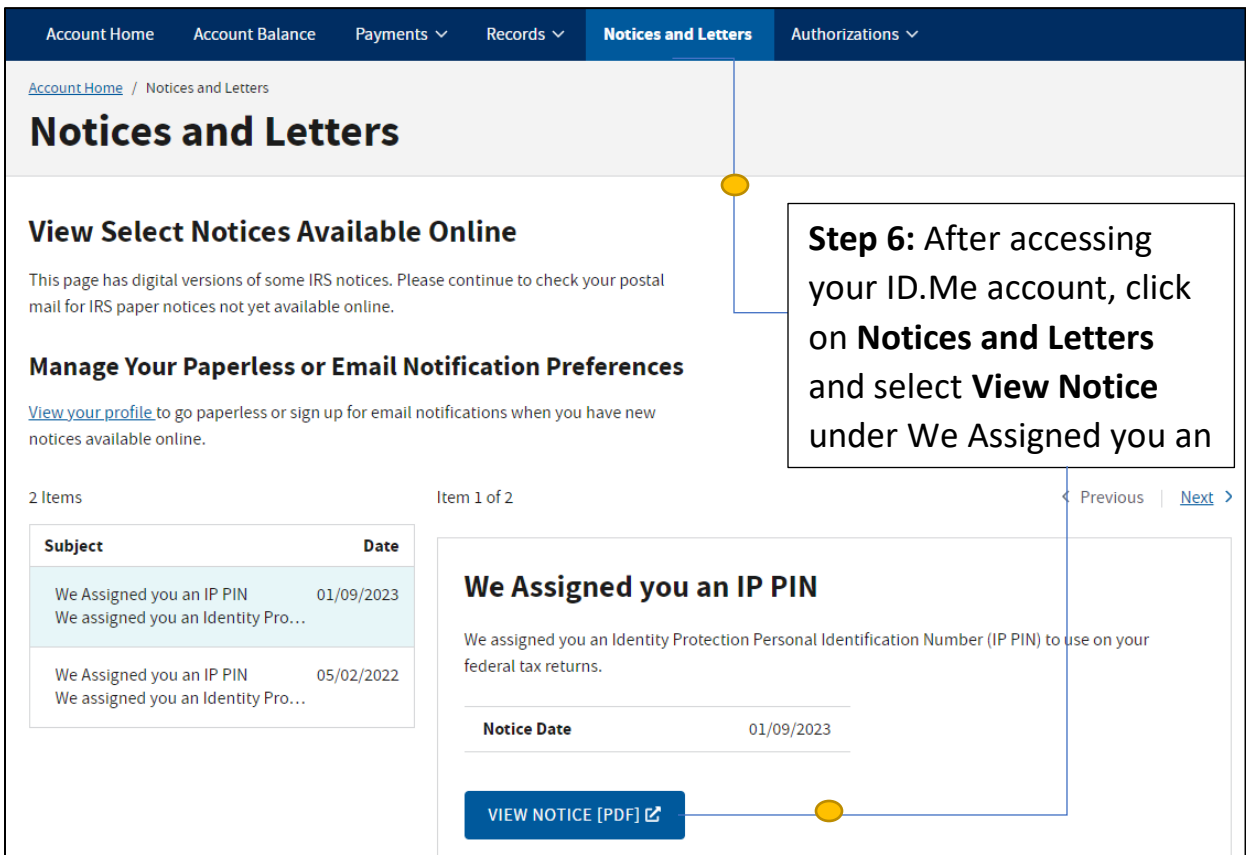
Password  
 

**Remember me**  
 For your security, select only on your devices.

**Sign in**

[Forgot password](#)

**Step 5:** Input the email address and password that was used to create your ID.Me account



Account Home Account Balance Payments Records **Notices and Letters** Authorizations

[Account Home](#) / Notices and Letters

## Notices and Letters

**View Select Notices Available Online**

This page has digital versions of some IRS notices. Please continue to check your postal mail for IRS paper notices not yet available online.

**Manage Your Paperless or Email Notification Preferences**

[View your profile](#) to go paperless or sign up for email notifications when you have new notices available online.


2 Items Item 1 of 2 [Previous](#) | [Next](#) >

Subject	Date
We Assigned you an IP PIN We assigned you an Identity Pro...	01/09/2023
We Assigned you an IP PIN We assigned you an Identity Pro...	05/02/2022

### We Assigned you an IP PIN


We assigned you an Identity Protection Personal Identification Number (IP PIN) to use on your federal tax returns.

**Notice Date** 01/09/2023

**VIEW NOTICE [PDF]** 

**Step 6:** After accessing your ID.Me account, click on **Notices and Letters** and select **View Notice** under We Assigned you an

**Step 7:** Print your CP01A IRS notice (Identity pin) and present it to your tax preparer.



Important information about filing your 2022 federal tax return

### We assigned you an Identity Protection Personal Identification Number

#### Your assigned IP PIN is 908670

Use this IP PIN when filing any Forms 1040 during the calendar year beginning in January. If you don't use your IP PIN, we could reject your tax return or delay processing.

You don't need to file a Form 14039, Identity Theft Affidavit, to notify us you are a victim of identity theft.

#### What you need to do

- Keep this letter in a safe place. You'll need it to prepare your tax return.
- When you file your federal tax return, enter the IP PIN in the correct place:
  - If filing electronically, your tax software or preparer will tell you when and where to enter it.
  - If filing a paper return, enter your IP PIN in the box marked "Identity Protection PIN".
- Even if you don't have to file a tax return, your account is still protected from fraudulent filing.

#### What to Remember about your IP PIN

Use this IP PIN to confirm your identity on your current tax return and any prior year returns filed during the calendar year.

Keep your number private and don't give it to anyone other than a tax professional filing your tax return.

#### If you misplace your IP PIN

- Go to [www.irs.gov/ippinfaqs](http://www.irs.gov/ippinfaqs).
- You can call us at 800-908-4490 (Monday-Friday, 7:00 a.m. – 7:00 p.m. local time; Alaska and Hawaii follow Pacific time).

**If you do not see a notice in your IRS account with the IP-PIN, please open a new tab in the same browser (keep your IRS account open in the first tab) and repeat steps 1-3. Once you select "Get an IP PIN" in step 3, it should take you to a page where the IP PIN is listed.**