

# Pulling the 1098-T and Account Summary from ACC

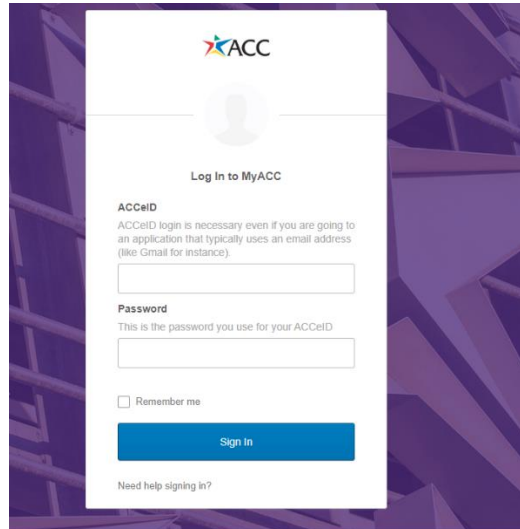
[Click for Instructions for Pulling the 1098-T](#)

[Click for Instructions for Pulling the Account Summary](#)

\*\*\*

## Instructions for Pulling the 1098-T

### Step 1: Log into ACC Self Service



ACC

Log In to MyACC

**ACCEID**  
ACCEID login is necessary even if you are going to an application that typically uses an email address (like Gmail for instance).

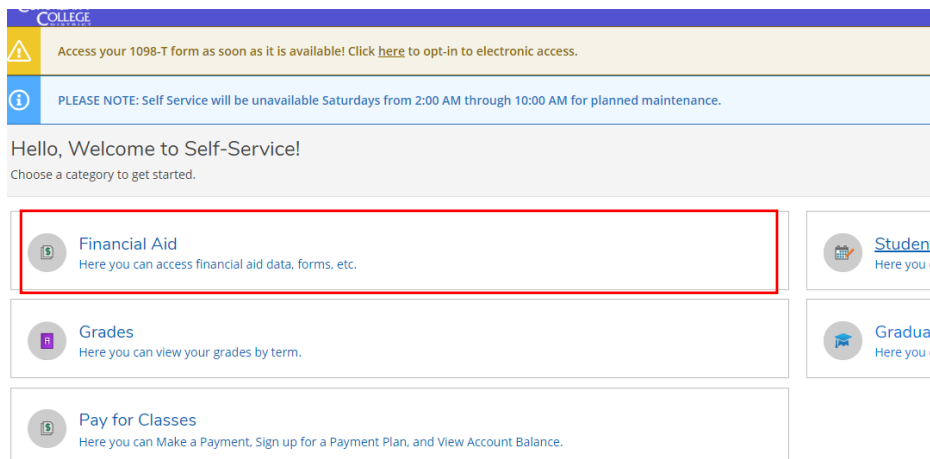
**Password**  
This is the password you use for your ACCEID.

Remember me

Sign In

Need help signing in?

### Step 2: Click on Financial Information.



COLLEGE

Access your 1098-T form as soon as it is available! Click [here](#) to opt-in to electronic access.

PLEASE NOTE: Self Service will be unavailable Saturdays from 2:00 AM through 10:00 AM for planned maintenance.

Hello, Welcome to Self-Service!  
Choose a category to get started.

- Financial Aid**  
Here you can access financial aid data, forms, etc.
- Grades**  
Here you can view your grades by term.
- Pay for Classes**  
Here you can Make a Payment, Sign up for a Payment Plan, and View Account Balance.
- Student**  
Here you can...
- Graduation**  
Here you can...

## Step 2: Go to Financial Information in the left panel and click on Tax Information

Austin Community College  
Financial Information · Financial Aid · Financial Aid Home

Access your 1098-T form as soon as it is available! Click [here](#) to opt-in to electronic access.

Welcome to Financial Aid!  
Use Colleague Self-Service Financial Aid to assist in managing your Financial Aid package from submission

Select an Award Year: 2019-2020

Your most recent Satisfactory Academic Progress (SAP) evaluation has a(n) WARNING status.

## Step 3: Give consent to review your 1098-T electronically. Once you have done so, you should be able to click on the link for the “2019 1098T Statement.”

Access your 1098-T form as soon as it is available! Click [here](#) to opt-in to electronic access.

### Tax Information

[1098 Information](#)

You have opted to receive your 1098 in electronic format. [Change Preferences](#)

**Receive my 1098 only in electronic format**  
By selecting this option, I agree to receive my official 1098-E and/or 1098-T only in electronic format by accessing the web and viewing/printing. I understand that by consenting to receive my 1098 tax form 1098 statement. I understand that I have the ability at any time to return to this form and remove my consent.

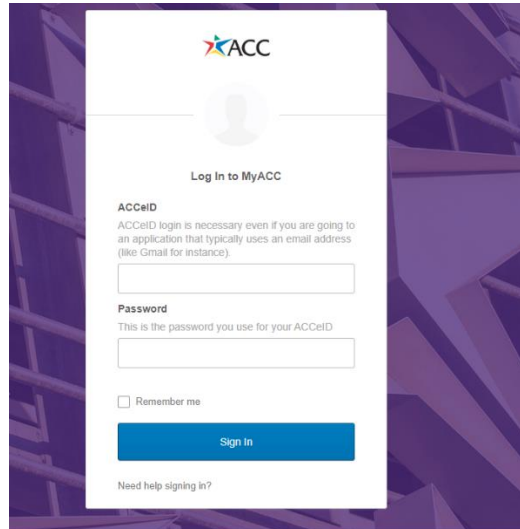
Tax Year	Notation
2019	<a href="#">2019 1098T Statement</a>

Date	Consent Status
1/18/2020 12:58:43 AM	Consent Given

\*\*\*

# Instructions for Pulling the Account Summary:

## Step 1: Log into ACC Self Service



## Step 2: Go to Pay for Classes

Austin Community College logo and navigation bar.

Alerts: Access your 1098-T form as soon as it is available! Click [here](#) to opt-in to electronic access. PLEASE NOTE: Self Service will be unavailable Saturdays from 2:00 AM through 10:00 AM for planned maintenance.

Hello, Welcome to Self-Service!  
Choose a category to get started.

Notifications

Title	Details
Financial Aid Warning	You must attend a <a href="#">Student Success Workshop</a> .

- Financial Aid**  
Here you can access financial aid data, forms, etc.
- Grades**  
Here you can view your grades by term.
- Pay for Classes**  
Here you can Make a Payment, Sign up for a Payment Plan, and View Account Balance.
- Student Planning**  
Here you can search for courses, plan your terms, and sc
- Graduation Overview**  
Here you can view and submit a graduation application.

## Step 3: Click on View Activity

help

<b>Student Account</b>	ID: xxx3522
Balance	\$0.00
<a href="#">View Activity</a>	<a href="#">Make Payment</a>

**My Profile Setup**

- [Authorized Users](#)
- [Personal Profile](#)
- [Payment Profile](#)

**Step 4: Click on the tax year and semester(s) you need.**

Payment Plans Help

## Account Activity

Expand All Print Excel PDF

Filter activity by Full account activity View Activity

Student Account Balance	\$0.00
> Spring 2020	\$0.00
> Fall 2019	\$0.00

**Step 5: Click on "PDF." Select CTRL + P to print or click on the printer icon to print the statement.**

Student Account Balance \$0.00

> Spring 2020	\$0.00
▼ Fall 2019	\$0.00

Print Excel PDF

Account Activity

Search:

Description ↑↓	Code ↑↓	Date ↓↑	Amount ( \$ ) ↑↓
BKM-Fin Aid Refund	REF	9/27/19	\$1,203.13
Direct Subsidized Loan - 30 Da	DS30	9/25/19	-\$1,732.00
Fee, General Use	FGNFC	9/5/19	\$118.50
Fee, Sustainability	FSSTN	9/5/19	\$7.90
Fee, Student Success Res 1	FSA1C	9/5/19	\$15.80
Fee, Student Accident Ins	FSIFC	9/5/19	\$2.30
Tuition, College Credit	TU11C	9/5/19	\$529.30
Touchnet Payment	TN	8/7/19	-\$232.88
FIRST DAY INCLUSIVE-CC,NO TAX	FDICC	6/27/19	\$81.25
FIRST DAY COLL CR SALES TAX	FDBCX	6/27/19	\$6.70
<b>Term Balance:</b>			<b>\$0.00</b>